

32151 Camino Capistrano

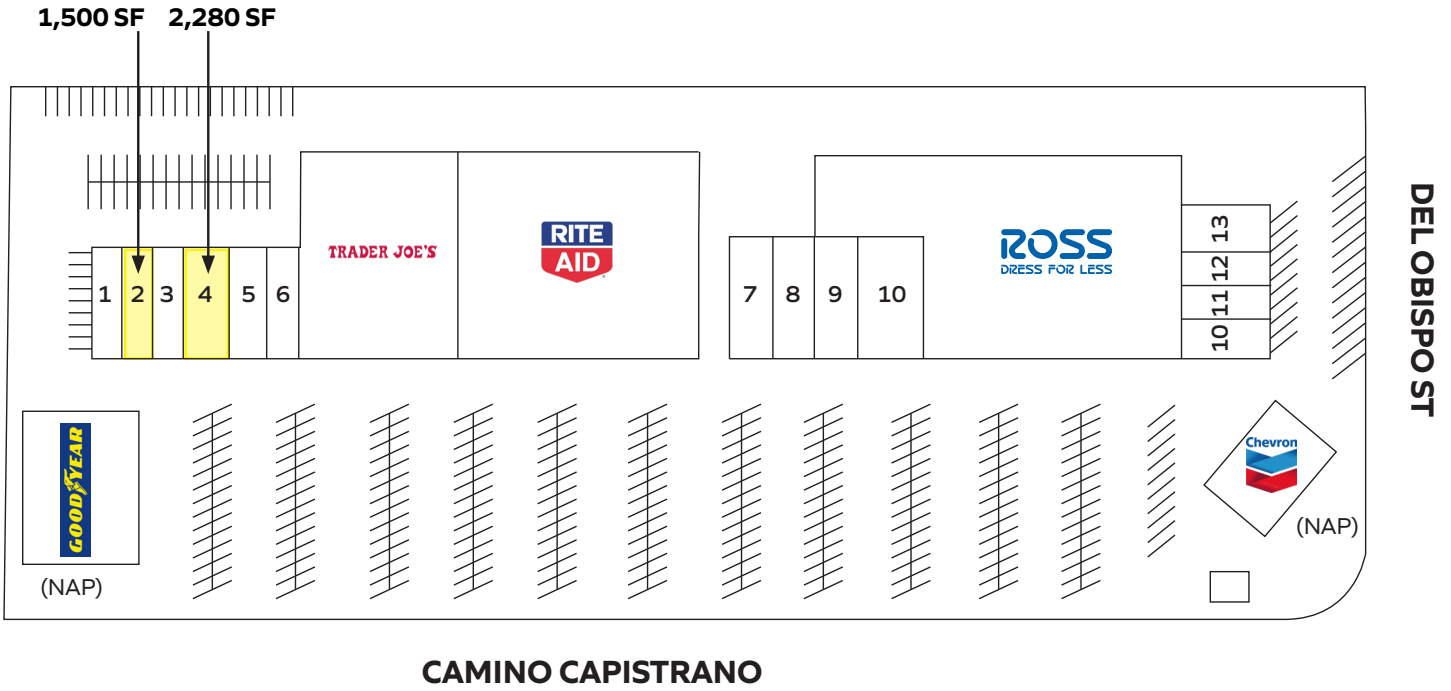


FOR LEASE. RETAIL & 2ND GEN RESTAURANT SPACE AVAILABLE AT MISSION VILLAGE CENTER



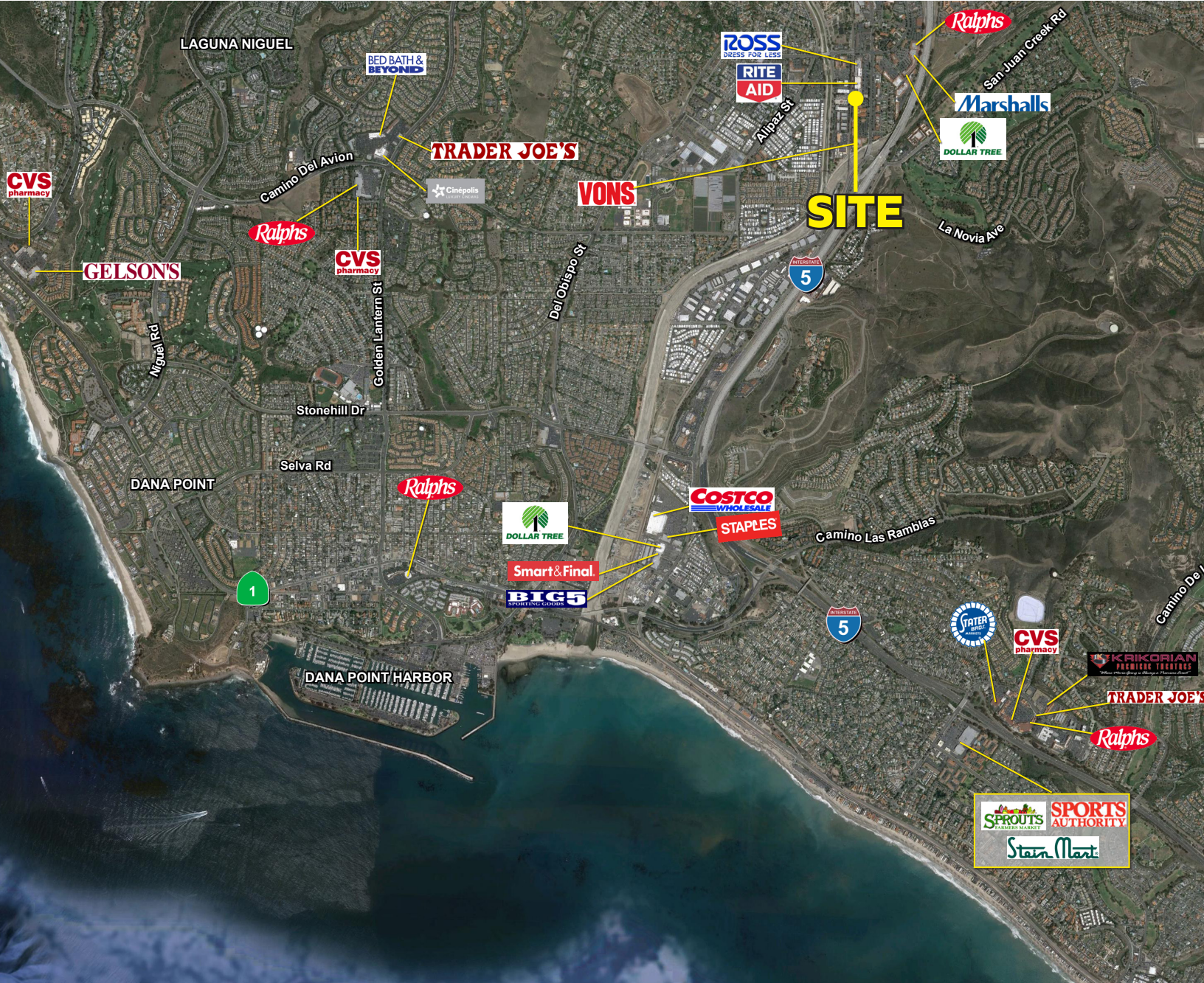
Property Features.

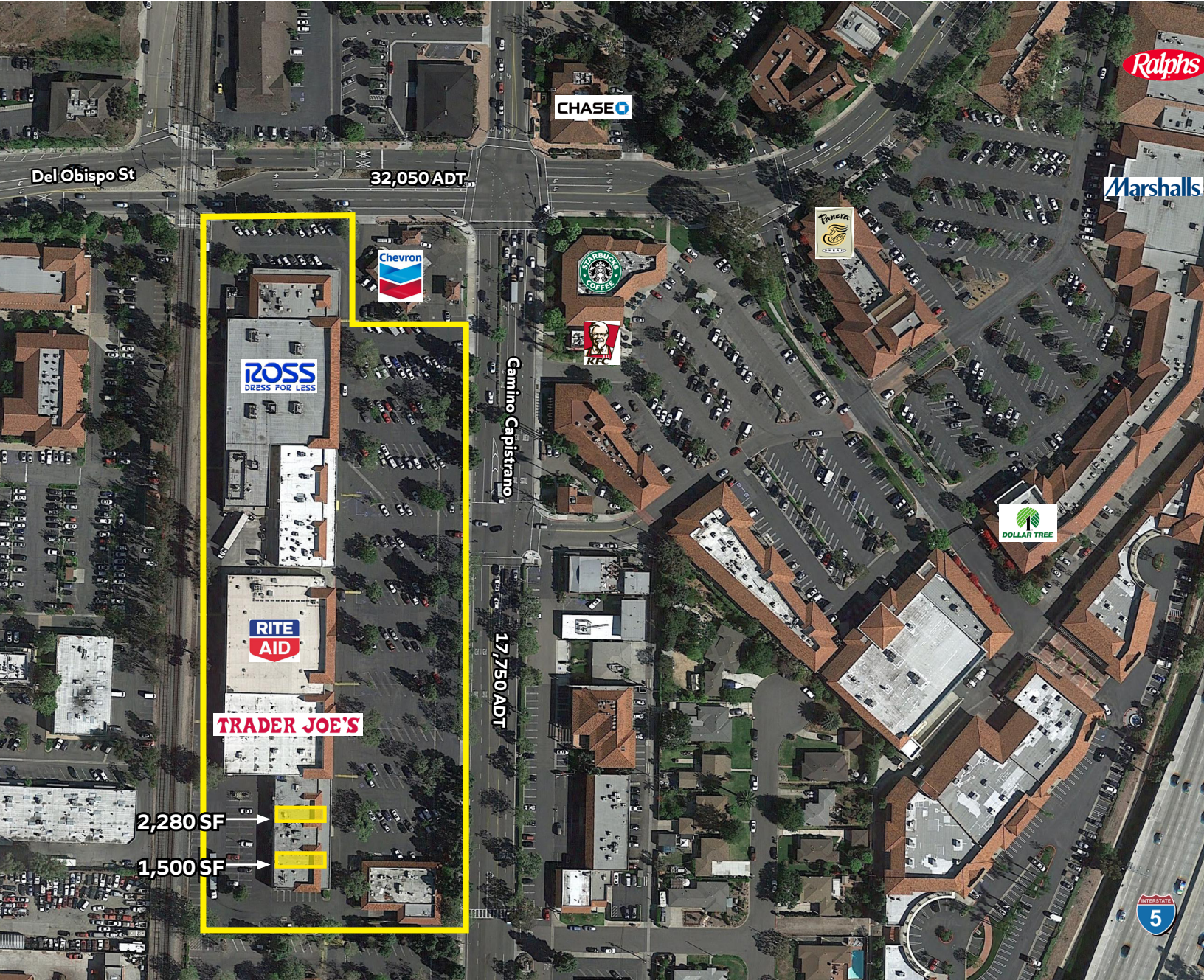
- + Located in the heart of San Juan Capistrano
- + 2nd gen restaurant available
- + Close proximity to affluent communities such as the Hunt Club, Bear Brand Ranch, & Rancho Mission Viejo
- + Tenants in the trade area include Ross, Rite Aid, Dunn-Edwards, Ralph's, and Marshalls.
- + Excellent visibility with convenient access and parking
- + Signalized intersection into shopping center
- + Camino Capistrano: 17,750 ADT; Del Obispo



	TENANT	SIZE
1.	Mission Village Cleaners	1,500 SF
2.	AVAILABLE (RETAIL)	1,500 SF
3.	Dr. Nadia Rezaamiri, DDS	950 SF
4.	AVAILABLE (RESTAURANT)	2,280 SF
5.	Curtis Michael Salon	1,200 SF
6.	Sprint	1,800 SF
7.	Ave Bagel & Cafe	1,680 SF
8.	Donut Hut	1,320 SF
9.	Pizza Hut	1,650 SF
10.	Dunn Edwards	5,250 SF
11.	Payless Carpet & Tile	1,530 SF
12.	En Vogue Nail Salon	1,220 SF
13.	Moda Optometry	550 SF
14.	Mollie's Cafe	2,200 SF

The information above has been obtained from sources believed to be reliable. While we do not doubt its accuracy, we have not verified it and make no guarantee, warranty or representation about it. It is your responsibility to independently confirm its accuracy and completeness. Any projections, opinions, assumptions or estimates used are for example only and do not represent the current or future performance of the property.





32151 Camino Capistrano, San Juan Capistrano, CA



POPULATION

	1 mile	3 miles	5 miles
Total Population	13,213	97,518	203,213
Projected Population (2028)	13,406	97,662	203,131



HOUSING

Total Households	4,412	36,630	75,915
Projected Total Households (2028)	4,526	36,980	76,487



INCOME

Median Household Income	\$80,885	\$119,352	\$131,029
Average Household Income	\$121,278	\$176,251	\$186,930
Per Capita Income	\$39,975	\$66,013	\$69,876
Median Disposable Income	\$65,134	\$100,061	\$104,954
Average Disposable Income	\$86,410	\$117,569	\$123,468



DAYTIME DEMOS

Total Daytime Population	16,527	84,442	191,986
Daytime Population Workers	9,168	35,702	90,562
Daytime Population Residents	7,359	48,740	101,424



RACE & ETHNICITY

White	5,945 44.99%	63,685 65.31%	137,346 67.59%
Black or African American	62 0.47%	760 0.78%	2,004 0.99%
American Indian & Alaska Native Population	288 2.18%	983 1.01%	1,463 0.72%
Asian Population	258 1.95%	5,203 5.34%	15,988 7.87%
Pacific Islander Population	10 0.08%	117 0.12%	250 0.12%
Other Race Population	4,456 33.72%	12,365 12.68%	17,847 8.78%
Population of Two or More Races	2,194 16.60%	14,405 14.77%	28,315 13.93%
Hispanic Population	7,507 56.82%	27,489 28.19%	44,671 21.98%
Non-Hispanic Population	5,706 43.18%	70,029 71.81%	158,542 78.02%



EDUCATION

Bachelor's Degree	1,845 20.58%	21,525 30.68%	48,290 33.36%
Graduate/Professional Degree	984 10.98%	14,467 20.62%	32,882 22.71%



AGE

Median Age	39.1	43.6	42.6
------------	------	------	------



**32151
Camino
Capistrano**

Retail Insite

Commercial Real Estate

405 S. Highway 101, Ste. 150
Solana Beach, CA 92075

lic. 01206760

t. 858 523 2090

w. retailinsite.net

Chris Hodgman
949.284.0223
chodgman@retailinsite.net
lic. 01881298