

2855 El Cajon Blvd

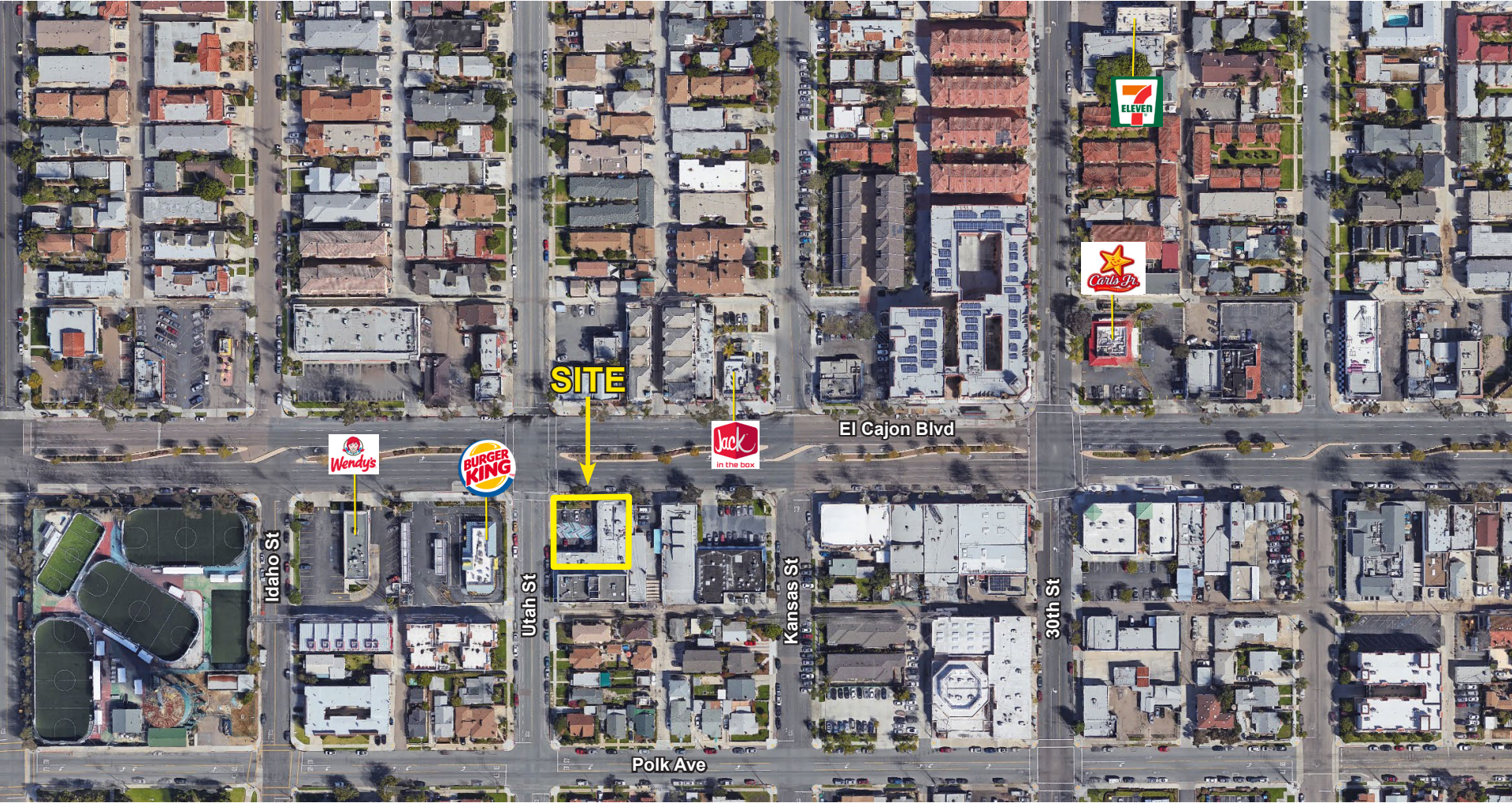
FOR LEASE | SAN DIEGO, CA

RI



Brian G Pyke
858.324.6103
bpyke@retailinsite.net

RETAIL INSITE
120 S Sierra Ave, Ste 110, Solana Beach, Ca 92075
LIC #01206760 | retailinsite.net



- Recently remodeled center in highly popular North Park neighborhood
- 900 SF available downstairs - last unit available
- Great synergy at "The Boulevard" comprising a number of hip concepts
- Rare on-site parking and monument signage available

The information above has been obtained from sources believed to be reliable. While we do not doubt its accuracy, we have not verified it and make no guarantee, warranty or representation about it. It is your responsibility to independently confirm its accuracy and completeness. Any projections, opinions, assumptions or estimates used are for example only and do not represent the current or future performance of the property.



Monroe Ave

Meade Ave

SITE



El Cajon Blvd



Washington St

Normal St

Park Blvd



Polk Ave

Idaho St



VONS

University Ave



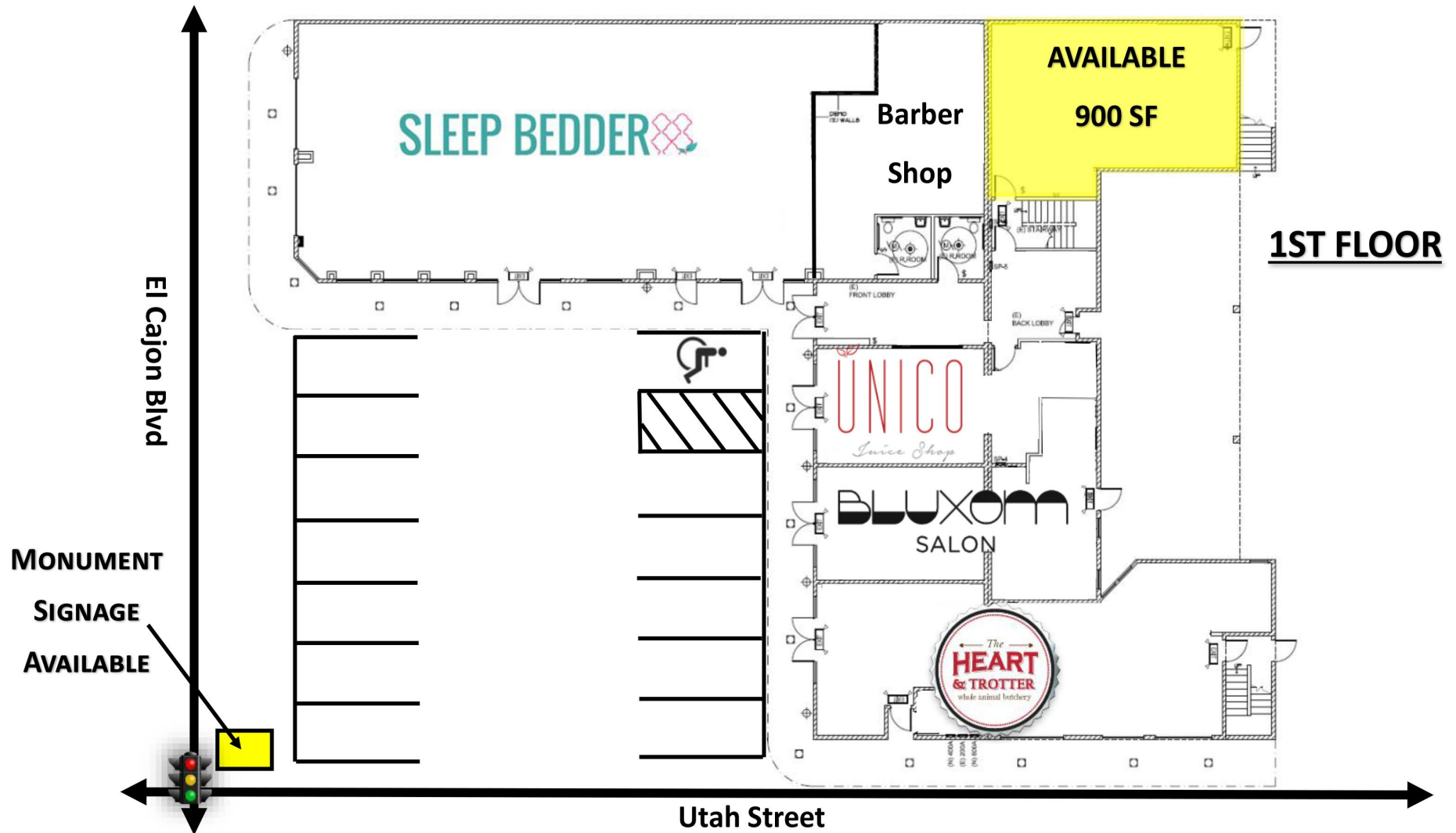
CVS pharmacy



CVS pharmacy

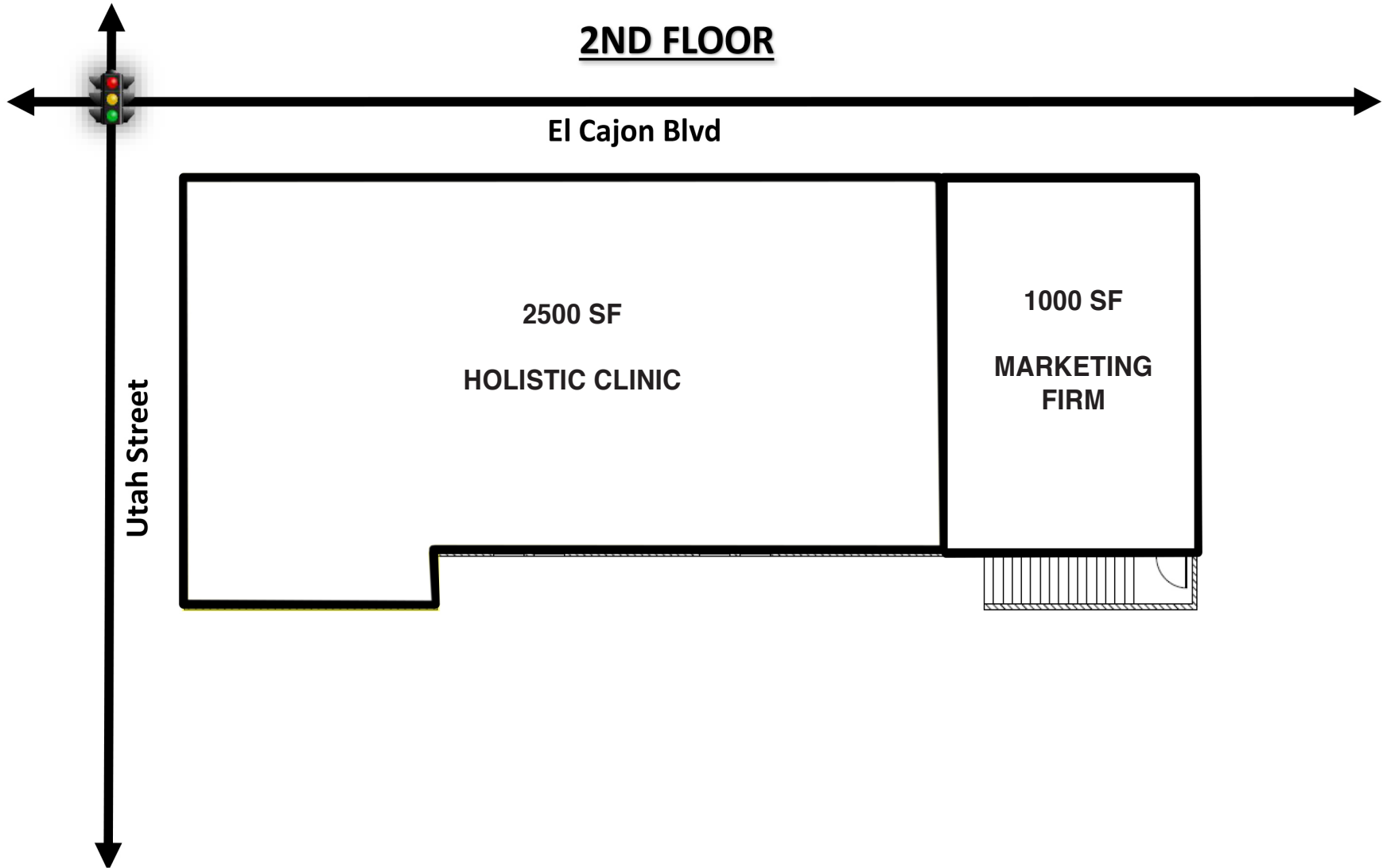


1ST FLOOR





2ND FLOOR





2855 El Cajon Blvd | San Diego, CA

POPULATION

	1 MILE	3 MILES	5 MILES
Estimated Population	46,417	265,837	581,653
Forecasted Population (2021)	50,460	287,002	621,004

HOUSEHOLDS

	1 MILE	3 MILES	5 MILES
Households	25,692	120,270	227,504

AVG HHD INCOME

	1 MILE	3 MILES	5 MILES
Estimated Avg Household Income	\$76,102	\$83,255	\$83,052
Avg Family Income	\$87,061	\$85,538	\$82,191

MEDIAN HH INCOME

	1 MILE	3 MILES	5 MILES
Estimated Median Household Income	\$53,223	\$59,878	\$60,150
Median Family Income	\$68,208	\$68,072	\$66,180

\$\$\$ PER CAPITA INCOME

	1 MILE	3 MILES	5 MILES
Est. Proj. Per Capita Income	\$42,649	\$39,659	\$35,057

\$\$ OTHER INCOME

	1 MILE	3 MILES	5 MILES
Est. Proj. Median Disposable Income	\$44,591	\$49,317	\$49,407

DAYTIME DEMOS

	1 MILE	3 MILES	5 MILES
Total Number of Businesses	2,038	13,849	25,947
Total Number of Employees	16,602	170,499	361,539

RACE & ETHNICITY

	1 MILE	3 MILES	5 MILES
White	28,124 69.0%	148,633 61.4%	310,610 57.8%
Black or African American	3,245 8.0%	17,880 7.4%	49,097 9.1%
American Indian & Alaskan Native	337 0.8%	2,002 0.8%	4,281 0.8%
Asian	2,550 6.3%	23,504 9.7%	52,698 9.8%
Hawaiian & Pacific Islander	177 0.4%	978 0.4%	2,381 0.4%
Other Race	4,091 10.0%	35,941 14.9%	88,048 16.4%
Two or More Races	2,224 5.5%	13,068 5.4%	30,542 5.7%

AGE DISTRIBUTION

	1 MILE	3 MILES	5 MILES
Median Age	37.3 yrs	36.0 yrs	35.3 yrs

HOUSING

	1 MILE	3 MILES	5 MILES
Total Housing Units	24,209	119,821	228,837