

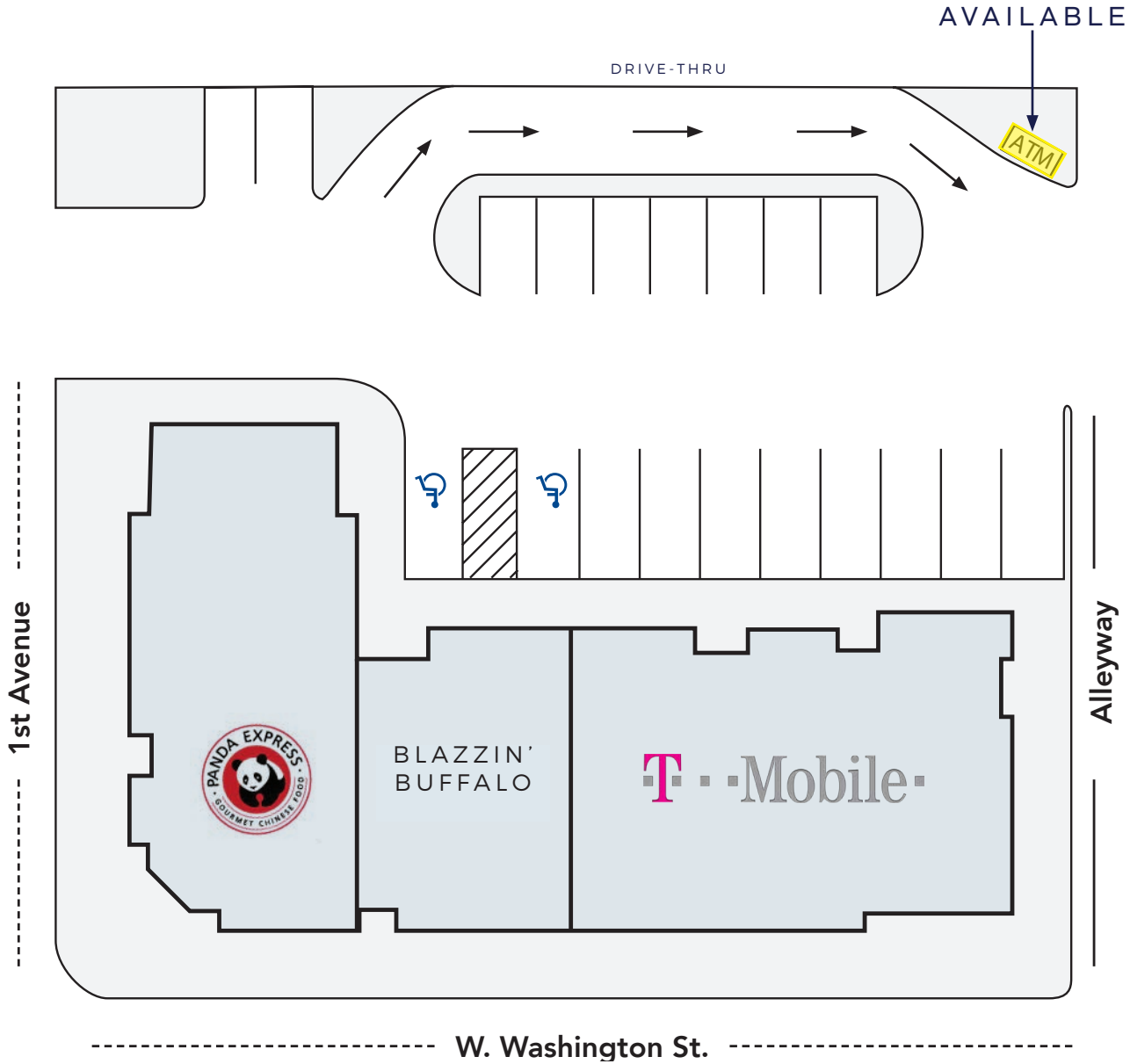
120 W Washington St

DRIVE-THRU ATM FOR LEASE | SAN DIEGO, CALIFORNIA



Brian G Pyke
858.324.6103
bpyke@retailinsite.net

RETAIL INSITE
120 S Sierra Ave, Ste 110, Solana Beach, Ca 92075
LIC #01206760 | retailinsite.net

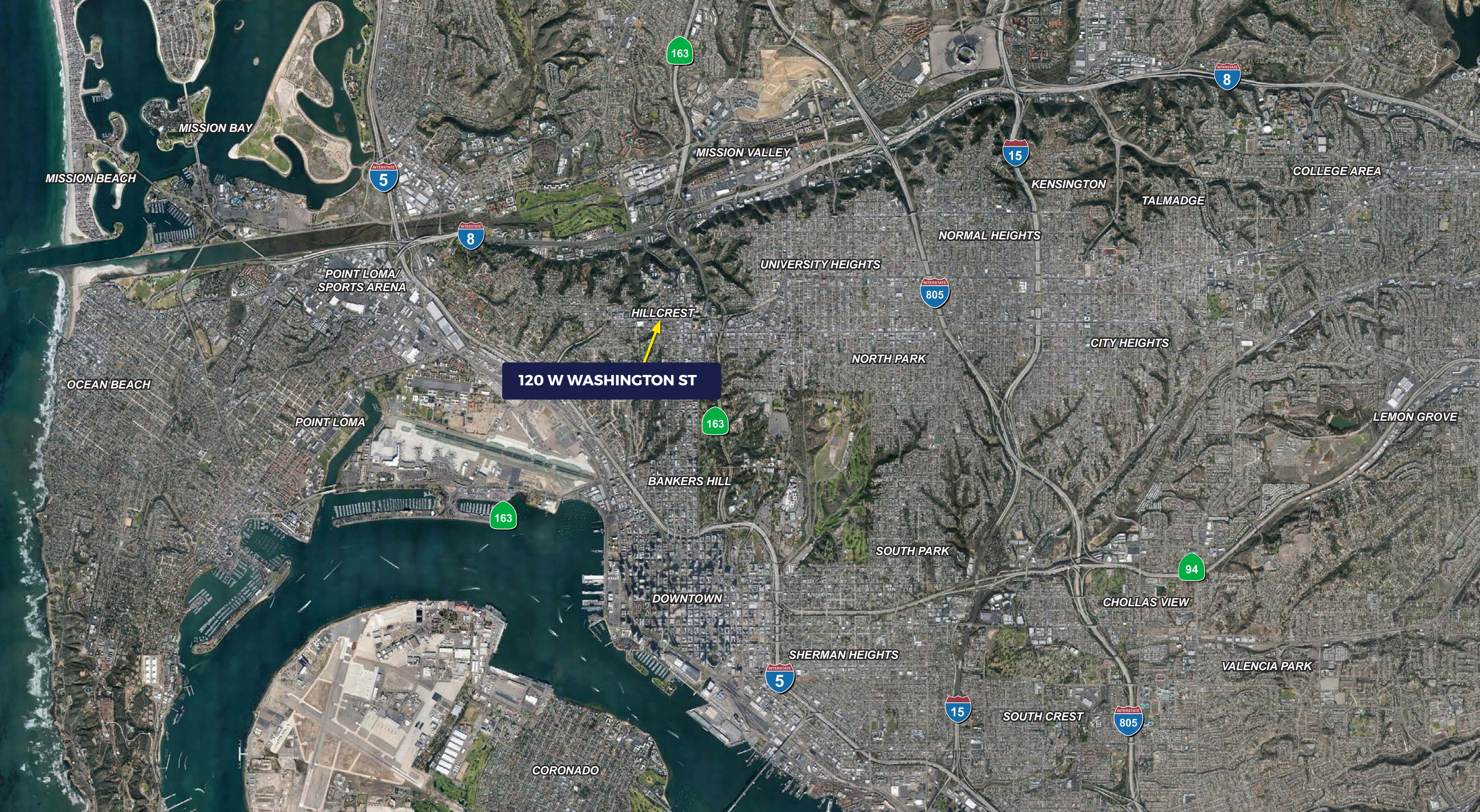


PROPERTY HIGHLIGHTS

- Drive-thru ATM available for lease
- High profile, high visibility retail building in the heart of Hillcrest
- Monument signage available
- Signalized intersection and rare on-site parking
- Heavy daytime population and surrounded by synergistic retail, medical, and office
- Located within close proximity to CVS, Lazy Acres, VONS, etc.

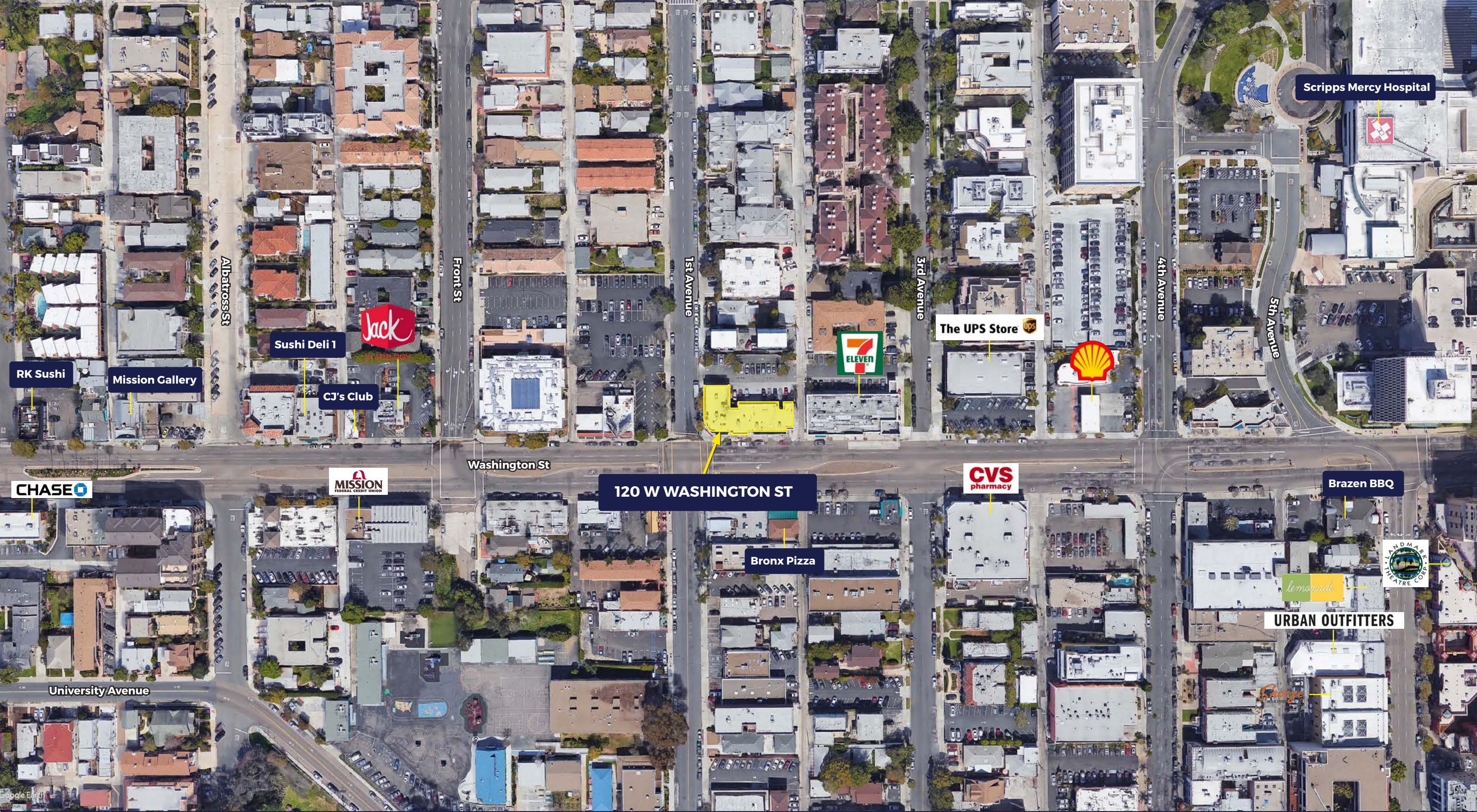
The information above has been obtained from sources believed to be reliable. While we do not doubt its accuracy, we have not verified it and make no guarantee, warranty or representation about it. It is your responsibility to independently confirm its accuracy and completeness. Any projections, opinions, assumptions or estimates used are for example only and do not represent the current or future performance of the property. The value of this transaction to you depends on tax and other factors which should be evaluated by your tax, financial and legal advisors. You and your advisors should conduct a careful, independent investigation of the property to determine to your satisfaction the suitability of the property for your needs.





120 W WASHINGTON ST

HILLCREST



Scripps Mercy Hospital

Albatross St

Front St

1st Avenue

3rd Avenue

4th Avenue

5th Avenue

Sushi Deli 1



CJ's Club

RK Sushi

Mission Gallery

The UPS Store



CHASE



Washington St

120 W WASHINGTON ST

CVS pharmacy

Bronx Pizza

Brazen BBQ

lemonade

URBAN OUTFITTERS

University Avenue



WWW.RETAILINSITE.NET

120 W WASHINGTON ST | SAN DIEGO, CA

 POPULATION

	1 MILE	3 MILES	5 MILES
Estimated Population	29,060	228,772	553,435
Forecasted Population (2021)	31,728	250,071	592,559

 HOUSEHOLDS

Households	16,797	108,727	222,196
------------	--------	---------	---------

 AVG HHD INCOME

Estimated Avg Household Income	\$101,576	\$87,761	\$85,778
Avg Family Income	\$135,265	\$95,254	\$86,578

 MEDIAN HH INCOME

Estimated Median Household Income	\$69,047	\$61,090	\$61,705
Median Family Income	\$101,642	\$75,080	\$69,329

 PER CAPITA INCOME

Est. Proj. Per Capita Income	\$60,696	\$45,300	\$37,339
------------------------------	----------	----------	----------

 OTHER INCOME

Est. Proj. Median Disposable Income	\$56,221	\$50,185	\$50,545
-------------------------------------	----------	----------	----------

 DAYTIME DEMOS

Total Number of Businesses	2,573	15,084	25,105
Total Number of Employees	24,651	196,275	344,283

 RACE & ETHNICITY

	1 MILE	3 MILES	5 MILES
White	21,488 81.6%	137,971 66.4%	306,508 60.1%
Black or African American	805 3.1%	14,836 7.1%	41,833 8.2%
American Indian & Alaskan Native	146 0.6%	1,741 0.8%	4,124 0.8%
Asian	1,676 6.4%	16,961 8.2%	47,385 9.3%
Hawaiian & Pacific Islander	70 0.3%	849 0.4%	2,039 0.4%
Other Race	1,130 4.3%	29,943 12.0%	79,732 15.6%
Two or More Races	1,009 3.8%	10,556 5.1%	27,976 5.5%

 AGE DISTRIBUTION

Median Age	37.60 yrs	36.27 yrs	35.53 yrs
------------	-----------	-----------	-----------

 HOUSING

Total Housing Units	16,493	108,858	223,662
---------------------	--------	---------	---------